

Characteristics and Outcomes of PhD Programs
Immunology (CIP: 26.0507)

Perelman School of Medicine
University of Pennsylvania



Enrollment Headcounts¹

Fall 2017	Headcount	Percent
Total	61	
Domestic	60	98.4%
URM ²	8	13.3%
International	1	1.6%
Men	31	50.8%
Women	30	49.2%

Admissions³

	AY 2016	AY 2017	AY 2018
Applicants	123	144	144
Admits	23	24	19
Matriculants	9	11	6
Admit Rate	18.7%	16.7%	13.2%
Yield	39.1%	45.8%	31.6%

Degree Recipients^{4,6}

by Academic Year of Conferral

	AY 2003-07	AY 2008-12	AY 2013-17
Total	38	47	45
Domestic	33	44	42
URM ²	s	5	s
International	5	s	s
Men	14	19	14
Women	24	28	31

Median Time to Degree (in years) for Recipients^{5,6}

by Academic Year of Conferral

	AY 2003-07	AY 2008-12	AY 2013-17
Total	5.3	5.8	5.8
Domestic	5.3	5.8	5.6
URM ²	7.1	6.3	s
International	5.3	5.1	5.8
Men	6.0	5.9	5.4
Women	5.3	5.4	5.8

Cohort Completion Headcounts

by Academic Year of Entry

	AY 1998-02	AY 2003-07	AY 2008-12
Total Entering	44	54	48
Not Enrolled Fall 2017	4	11	5
Left w/ Master's	3	4	1
Enrolled AY 2017			
Total Completed	40	43	43
Graduated in less than 4 yrs	3	1	2
4 yrs to less than 5 yrs	8	8	13
5 yrs to less than 6 yrs	13	25	24
6 yrs to less than 7 yrs	10	7	4
7 or more yrs	6	2	

Cohort Completion Rates^{5,6}

by Academic Year of Entry

	AY 1998-02	AY 2003-07	AY 2008-12
Total	90.9%	79.6%	89.6%
Domestic	92.3%	78.8%	88.4%
URM ²	100.0%	100.0%	66.7%
International	80.0%	s	100.0%
Men	89.5%	88.2%	82.4%
Women	92.0%	75.7%	93.5%

Notes:

1 Enrollment headcounts are consistent with data reported to the Integrated Post Secondary Data System (IPEDS)

2 URM includes individuals who self-identify w/one or more of the following: African Amer./Black; Hispanic/Latino/a; Native Amer./Alaska Native

3 Admissions definitions are consistent with the Council of Graduate Schools (CGS)

4 Degree recipients exclude dual degree recipients (i.e. PhD/MD)

5 Time-to-degree for recipients is the elapsed time between entering a graduate program and degree conferral date

6 Headcounts of Degree Recipients are suppressed ("s") for groups less than 5; TTD and Completion Rates are suppressed for groups less than 3

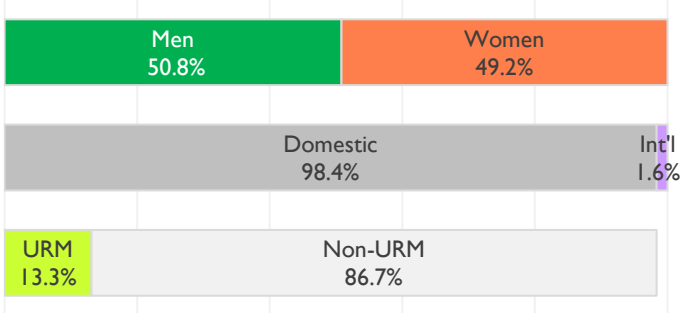
Characteristics and Outcomes of PhD Programs Immunology (CIP: 26.0507)

Perelman School of Medicine
University of Pennsylvania



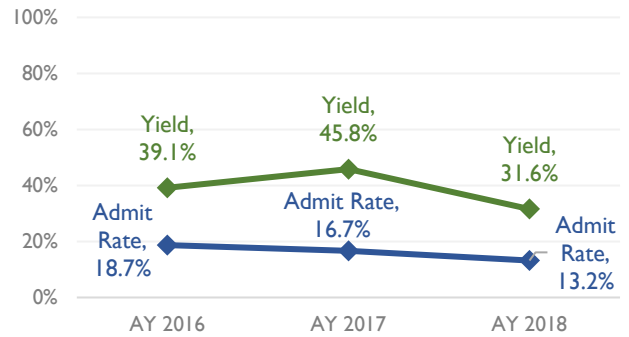
Enrollment

Fall 2017



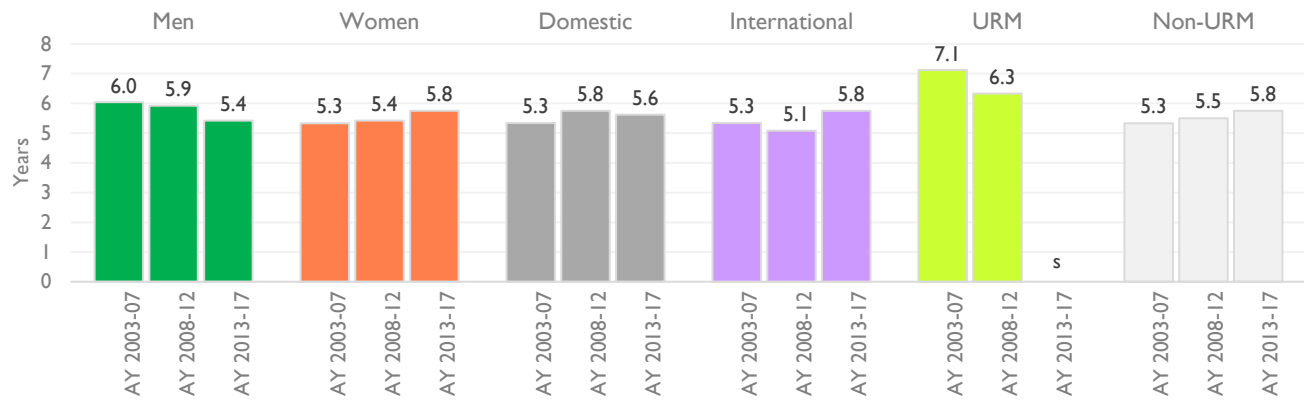
Admissions

AY 2016 - AY 2018



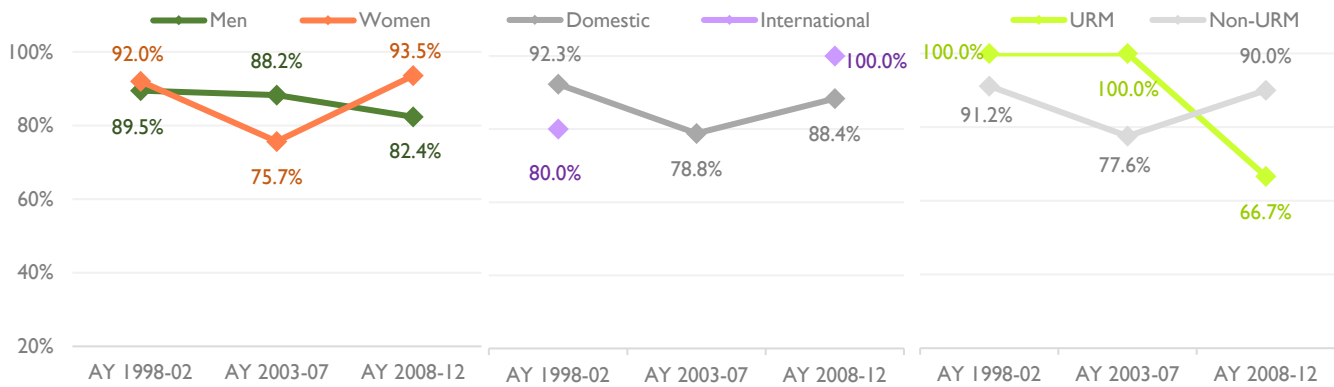
Median Time to Degree (in years) for Recipients⁶

AY 2003-2017



Persistence Rates: Completed or Still Enrolled⁶

AY 1998-2012



Cohort Headcounts by Time to Degree

AY 1998-2012

